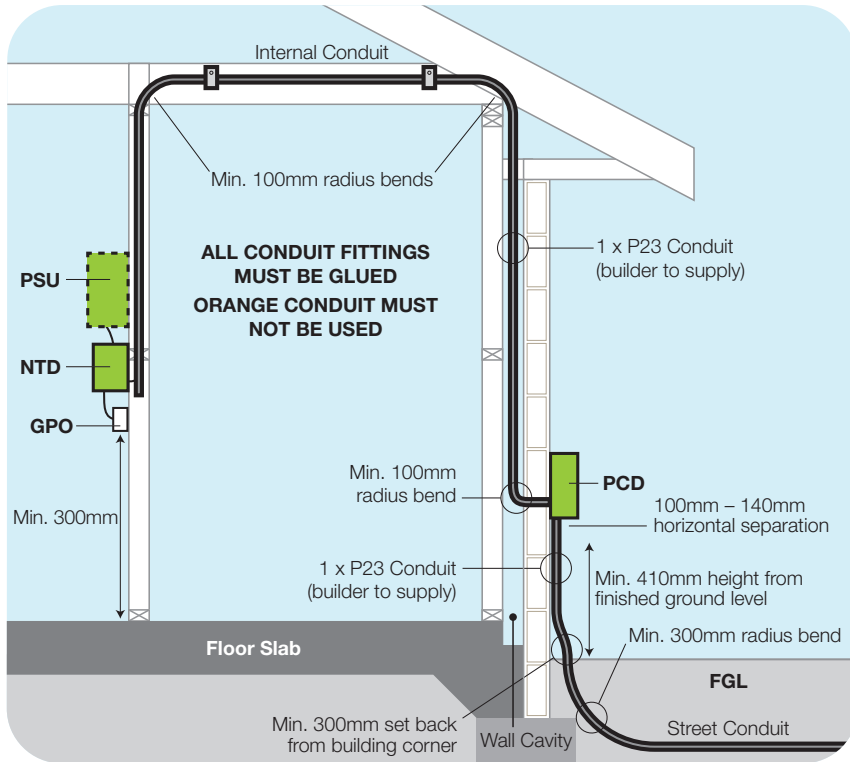


Key information for builders and cabling



Supply internal and external conduit paths:

- Use rigid white P23 telecommunications conduits (23mm Internal Diameter) in the trench (*connecting to the service drop conduit*) and within the house. Glue all joints using solvent cement
- Ensure the conduits run as straight as possible
- Install drawstrings in both conduits
- Fix all conduits securely using conduit saddles or similar
- Provide a power point (GPO) within 1500mm of the Network Termination Device (NTD) location
- Each bend radius of the street conduit must be no less than 300mm
- Each bend radius of the internal conduit must be no less than 100mm
- Use no more than 3 x 90° (max) bends between draw points

NBN Co minimum Premises Connection Device (PCD) separations:

Minimum 250mm from services including:

- Electricity, gas* or water meter enclosures
- Water taps or downpipes

Minimum 1.5m side clearance from gas cylinders*

*Check with your local Authorities for their separations

! NTD Enclosure Ventilation Alert:

If the NTD is to be enclosed, then ventilation is required for safety reasons. Refer to NBN Co Residential Preparation and Installation Guide: SDUs and MDUs for specifications.

NBN Co to supply:

- The P23 service drop conduit from pit to 1 meter inside the property
- The service drop cable to the PCD location
- The PCD
- The internal fibre optic cable from the PCD to the NTD
- The NTD
- NTD Enclosure with Standard Power Supply (Battery Backup Unit if required during pre-installation)
- All the fibre optic cables

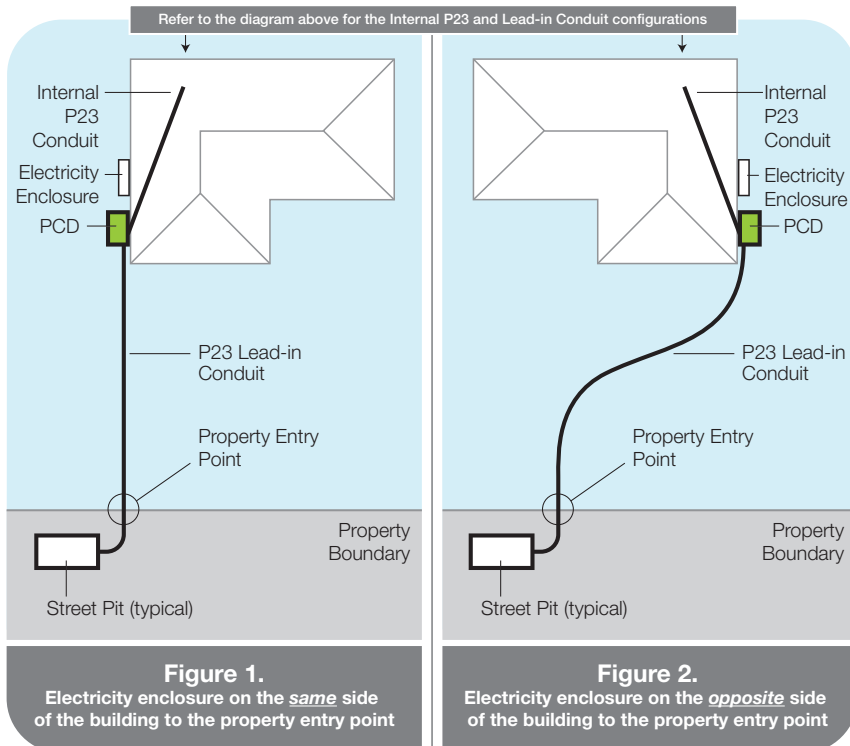


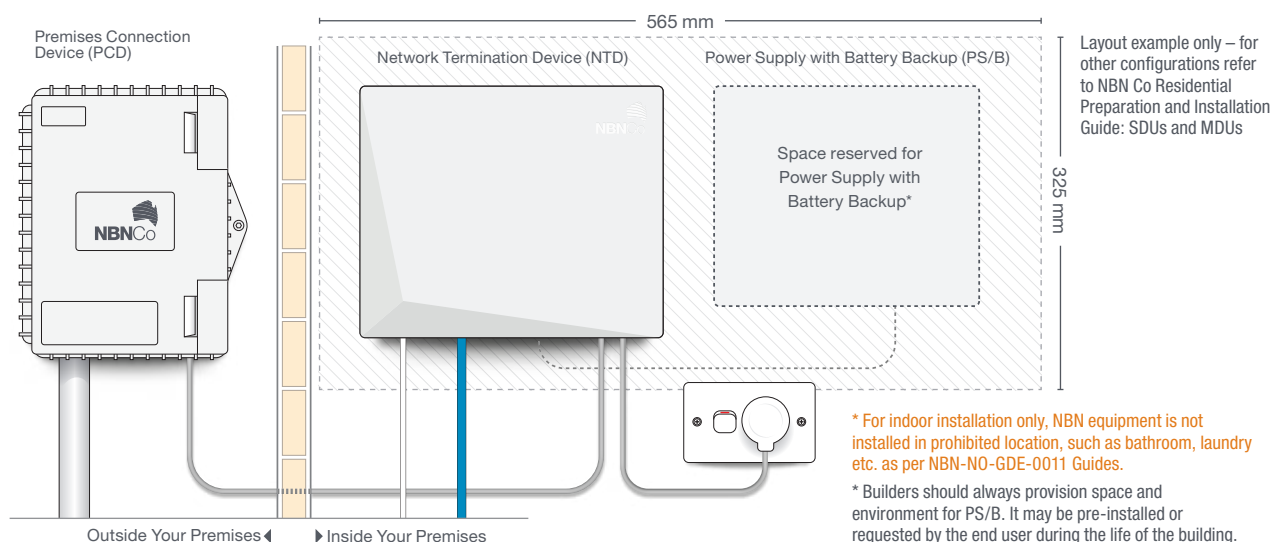
Figure 1.

Electricity enclosure on the *same* side of the building to the property entry point

Figure 2.

Electricity enclosure on the *opposite* side of the building to the property entry point

NBN equipment installed within the home – wall space reservations



Preparing new developments for the NBN

It's important that builders and cablers talk to new homeowners about the telecommunications services they may want to access in their homes and provide guidance on where NBN equipment, phone and data outlets should be located.

Both fixed line internet and telephone services will be delivered over the NBN. The NBN Co equipment should be located in a safe location, where it is convenient to connect telephone as well as computers and internet TV.

It's important to remember that if customers want to utilise applications like IPTV via Smart TVs in their living room and telework via HD video conferencing in their office they should consider fixed cabling in the home to connect these devices.

Requesting equipment pre-installation

To enable a smooth and efficient connection to the National Broadband Network, builders/developers may request a pre-installation of the in-home equipment supporting NBN access on behalf of all owners/occupiers of the premises.

Pre-installation of the NBN in-home equipment should be arranged to take place at least 20 days ahead of the estimated home completion date.

To request a Pre-Installation of the NBN Equipment, visit: www.nbnco.com.au/preinstallrequest

The following information will be required when submitting a request:

- Confirmation that you have authority of all owners and occupiers to make this request
- Confirmation that you have the agreement of all owners and occupiers to waive their right to be given notice by NBN Co of the pre-installation under Schedule 3 of the Telecommunications Act 1997
- Premises address or addresses
- Developer estate name and stage number
- Confirmation that power is available
- Date by which the premises will be at secure 'lock up' stage
- Estimated completion or handover date
- An onsite contact and confirmation that you have their permission to submit their contact details
- Confirmation that an Internal and Lead-in Conduit has been installed in accordance with NBN Co guidelines
- Confirmation whether Power Supply with Battery Backup will or will not be required
- Preferred installation date

For more information:

Phone **1800 OUR NBN** (1800 687 626)

Visit our website at: www.nbnco.com.au/newdevelopments

Email us at: newdevelopments@nbnco.com.au

This document is subject to copyright and must not be used except as permitted below or under the Copyright Act 1968 (Cth). You must not reproduce or publish this document in whole or in part for commercial gain without the prior written consent of NBN Co. You may reproduce and publish this document in whole or in part for educational or non-commercial purposes as approved by NBN Co in writing.

This document is intended as an informational guide only. NBN Co does not warrant that the processes and information outlined in this document comply with all (or any) applicable laws, codes of practice or standards. The recipient must exercise its own judgement as to how best to perform the activities described in this document in a safe way, and so as to meet the requirements of all applicable laws, codes of practice and standards. The contents of this document should not be relied upon as representing any NBN Co's final position on the subject matter of this document, except where stated otherwise.

NBN Ready Estate
NBNCo

www.nbnco.com.au